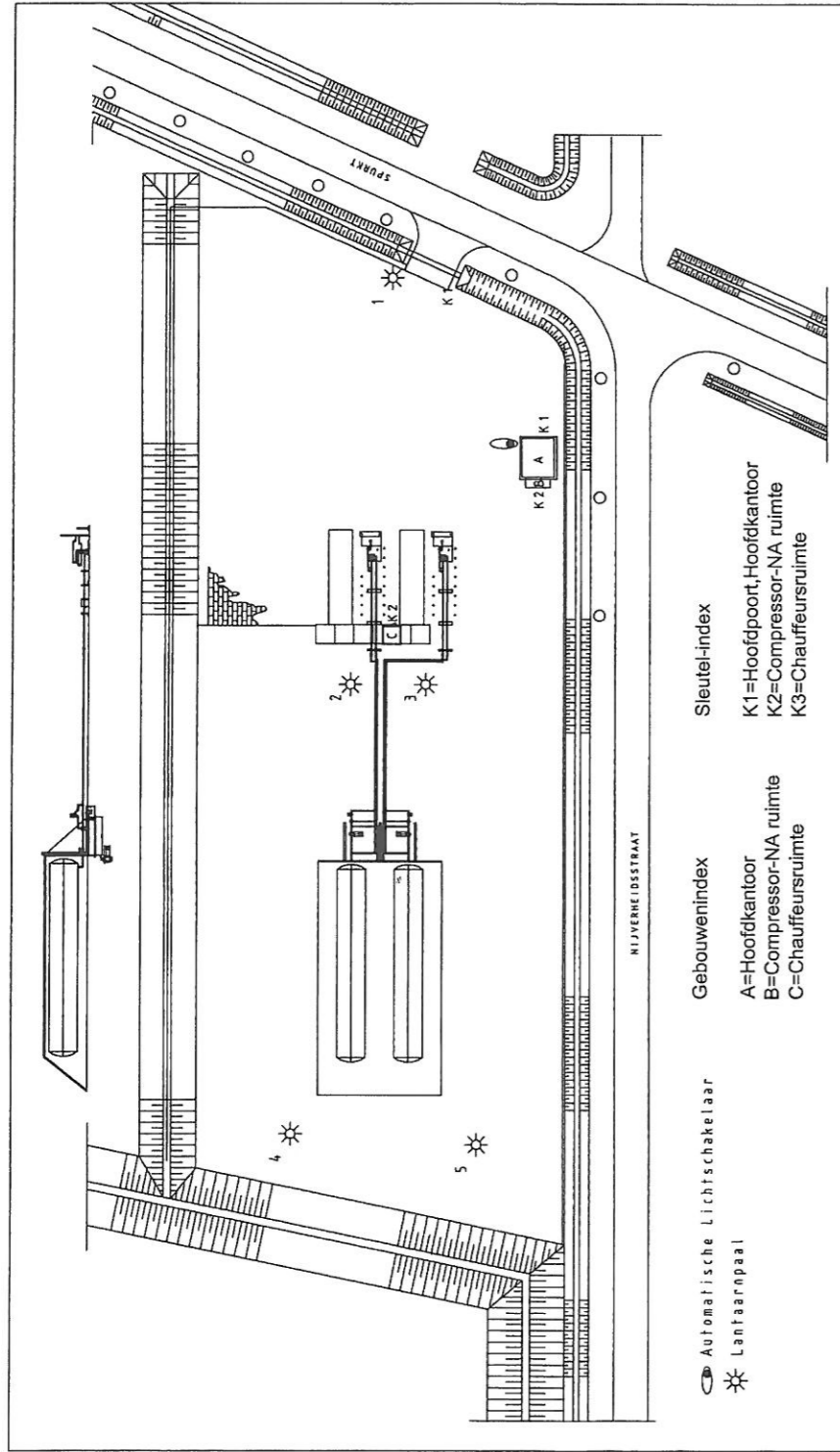


Tebodin B.V.  
Ordernummer: T38692.00  
Documentnummer: 3318001  
Revisie: 3  
Datum: 13 oktober 2008  
Pagina: 26 van 30

**Bijlage 1: Overzicht terrein Primagaz Venray**



☼ Automatische Lichtschakelaar  
 ☼ Lantaarnpaal

**Gebouwenindex**  
 A=Hoofdkantoor  
 B=Compressor-NA ruimte  
 C=Chauffeursruimte

**Sleutel-Index**  
 K1=Hoofdpoort, Hoofdkantoor  
 K2=Compressor-NA ruimte  
 K3=Chauffeursruimte

Optm:	O.W.:	Stw.tanknr
rev	Get. H. te Plate	Datum: 03-04-02
datum	Gec:	Datum:
	Schaal: 1:550	Tek.nr: PRI-IP-VEN-01
	Onderdeel:	
	Klant: DEPOT VENRAY	

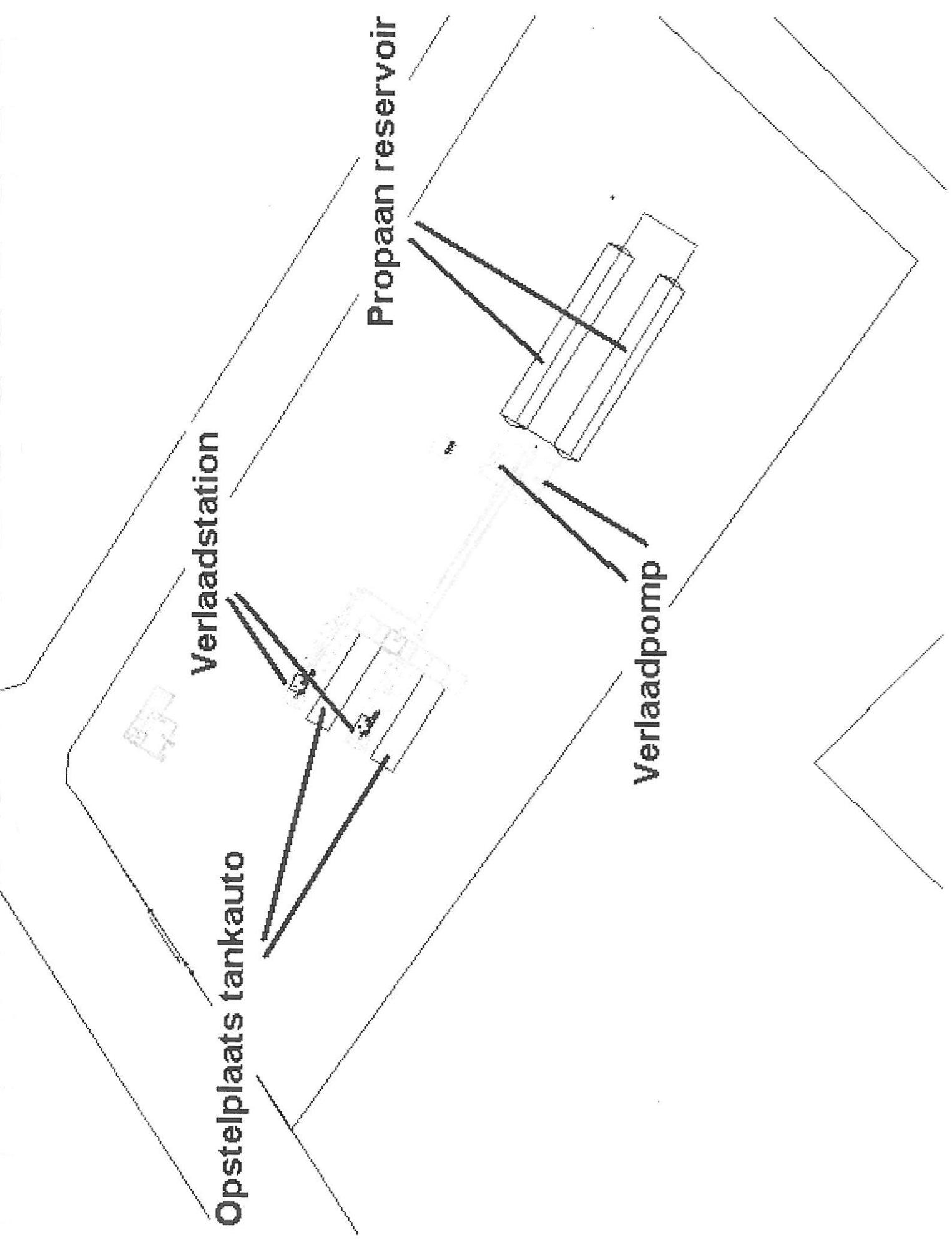
PRIMAGAZ

Industriële Gasinstallaties  
 Industriële property of Primagaz  
 Industriële gasinstallaties  
 Industriële gasinstallaties  
 Industriële gasinstallaties

Industriële Gasinstallaties  
 Industriële gasinstallaties  
 Industriële gasinstallaties  
 Industriële gasinstallaties

Industriële Gasinstallaties  
 Industriële gasinstallaties  
 Industriële gasinstallaties  
 Industriële gasinstallaties

A<sup>4</sup>



**Bijlage 2: Overzicht LOC scenario's**



Tebodin B.V.  
Ordernummer: T38692.00  
Documentnummer: 3318001  
Revisie: 3  
Datum: 13 oktober 2008  
Pagina: 28 van 30

### **Bijlage 3: Resultaten risk ranking point analyse**

# Individual Risk Ranking Report

Study Folder: QRA Primagaz Venray rev3

Unique Audit Number: 1.883.344



FETI NL 6.53.1

QRA Primagaz Venray rev3

## Individual Risk Ranking Point Criteria

Results from the following Run Rows make up this report:

- Individual - Dag
- Individual - Nacht
- Verlading - dag
- Verlading - nacht

This report does not include results for risk ranking points which have zero risk associated with them, or which have been explicitly excluded by the program user. All coordinates in this report are absolute, not relative to the Location Offset.

Risk Ranking Point Set: Default Risk Ranking Point Set

Sorting method: By Risk  
Sort criterion: By Frequency per year

Analysis of risk by weathers and directions:  
Separate Analysis performed? No

Analysis of risk by model and location:  
Separate Analysis performed? No

Analysis of risk for selected Risk Ranking Points:  
Selected Points analysed? No

Indoor / Outdoor Individual Risk : Outdoor

## Individual Risk Ranking Point Results

Column: 1

Risk Ranking Point:	10-6 noord (196567,396273 m)			Pct. Risk	Risk / Outcome
Model Name	East m	North m	Risk /Avge Year		
20c	196.479,00	396.207,00	1.29000E-007	11,36	1.00000E+000
16c	196.483,00	396.213,00	1.29000E-007	11,36	1.00000E+000
1a	196.517,00	396.191,00	1.14220E-007	10,06	2.28441E-001
1b	196.517,00	396.191,00	1.12618E-007	9,91	2.25236E-001
4a	196.514,00	396.186,00	1.11962E-007	9,86	2.23925E-001
4b	196.514,00	396.186,00	1.05568E-007	9,29	2.11135E-001
19c	196.479,00	396.207,00	6.93000E-008	6,10	1.00000E+000
15c	196.483,00	396.213,00	6.93000E-008	6,10	1.00000E+000
13c	196.479,00	396.207,00	5.09000E-008	4,48	1.00000E+000
9c	196.483,00	396.213,00	5.09000E-008	4,48	1.00000E+000

# Individual Risk Ranking Report

Unique Audit Number: 1.883.344



Study Folder: QRA Primagaz Venray rev3

FETI NL 6.53.1

Risk Ranking Point: 10-6 noord (196567,396273 m)

Model Name	East m	North m	Risk /AvgeYear	Pct. Risk	Risk / Outcome
10c	196.483,00	396.213,00	5.09000E-008	4,48	1.00000E+000
14c	196.479,00	396.207,00	5.09000E-008	4,48	1.00000E+000
7c	196.483,00	396.213,00	1.65314E-008	1,46	4.87651E-001
11c	196.479,00	396.207,00	1.65314E-008	1,46	4.87651E-001
8c	196.483,00	396.213,00	1.65314E-008	1,46	4.87651E-001
12c	196.479,00	396.207,00	1.65314E-008	1,46	4.87651E-001
16a	196.483,00	396.213,00	6.97025E-009	0,61	4.87430E-001
20a	196.479,00	396.207,00	6.70744E-009	0,59	4.69052E-001
15a	196.483,00	396.213,00	3.67294E-009	0,32	4.75154E-001
19a	196.479,00	396.207,00	3.58241E-009	0,32	4.63443E-001
9a	196.483,00	396.213,00	1.10100E-009	0,10	1.64821E-001
10a	196.483,00	396.213,00	1.06989E-009	0,09	1.60164E-001
13a	196.479,00	396.207,00	4.82691E-010	0,04	7.22592E-002
14a	196.479,00	396.207,00	4.41161E-010	0,04	6.60420E-002
7a	196.483,00	396.213,00	2.29512E-010	0,02	5.15757E-002
11a	196.479,00	396.207,00	1.71841E-010	0,02	3.86160E-002
8a	196.483,00	396.213,00	1.63895E-010	0,01	3.68304E-002
16b	196.483,00	396.213,00	1.25096E-010	0,01	8.74799E-003
12a	196.479,00	396.207,00	1.14359E-010	0,01	2.56986E-002
20b	196.479,00	396.207,00	1.04729E-010	0,01	7.32373E-003
10b	196.483,00	396.213,00	5.84366E-011	0,01	8.74799E-003
14b	196.479,00	396.207,00	4.89225E-011	0,00	7.32373E-003
8b	196.483,00	396.213,00	3.89286E-011	0,00	8.74799E-003
12b	196.479,00	396.207,00	3.25906E-011	0,00	7.32373E-003
15b	196.483,00	396.213,00	2.54794E-011	0,00	3.29617E-003
9b	196.483,00	396.213,00	2.20184E-011	0,00	3.29617E-003
7b					



# Individual Risk Ranking Report

Unique Audit Number: 1.883.344



Study Folder: QRA Primagaz Venray rev3

FETI NL 6.53.1

Risk Ranking Point: 10-6 noord (196567,396273 m)					
Model Name	East m	North m	Risk /AvgeYear	Pct. Risk	Risk / Outcome
19b	196.483,00	396.213,00	1.46680E-011	0,00	3.29617E-003
13b	196.479,00	396.207,00	1.17279E-011	0,00	1.51720E-003
11b	196.479,00	396.207,00	1.01349E-011	0,00	1.51720E-003
TOTAL	196.479,00	396.207,00	6.75154E-012	0,00	1.51720E-003
			1.13590E-006		

Risk Ranking Point: 10-6 zuid (196460,396105 m)					
Model Name	East m	North m	Risk /AvgeYear	Pct. Risk	Risk / Outcome
20c	196.479,00	396.207,00	1.29000E-007	12,32	1.00000E+000
16c	196.483,00	396.213,00	1.29000E-007	12,32	1.00000E+000
4b	196.514,00	396.186,00	1.00883E-007	9,63	2.01767E-001
1b	196.517,00	396.191,00	9.40454E-008	8,98	1.88091E-001
4a	196.514,00	396.186,00	8.91666E-008	8,51	1.78333E-001
1a	196.517,00	396.191,00	8.66295E-008	8,27	1.73259E-001
15c	196.483,00	396.213,00	6.93000E-008	6,62	1.00000E+000
19c	196.479,00	396.207,00	6.93000E-008	6,62	1.00000E+000
13c	196.479,00	396.207,00	5.09000E-008	4,86	1.00000E+000
9c	196.483,00	396.213,00	5.09000E-008	4,86	1.00000E+000
10c	196.483,00	396.213,00	5.09000E-008	4,86	1.00000E+000
14c	196.479,00	396.207,00	5.09000E-008	4,86	1.00000E+000
11c	196.479,00	396.207,00	1.65314E-008	1,58	4.87651E-001
12c	196.479,00	396.207,00	1.65314E-008	1,58	4.87651E-001
8c	196.483,00	396.213,00	1.65314E-008	1,58	4.87651E-001
20a	196.479,00	396.207,00	6.30700E-009	0,60	4.41049E-001
16a	196.483,00	396.213,00	6.07092E-009	0,58	4.24540E-001
7c	196.483,00	396.213,00	4.94296E-009	0,47	1.45810E-001
19a	196.479,00	396.207,00	3.29533E-009	0,31	4.26304E-001
15a	196.483,00	396.213,00	3.22824E-009	0,31	4.17625E-001

**Individual Risk Ranking Report**

Unique Audit Number: 1.883.344



Study Folder: QRA Primagaz Venray rev3

FETI NL 6.53.1

**Risk Ranking Point: 10-6 zuid (196460,396105 m)**

Model Name	East m	North m	Risk /AvgeYear	Pct. Risk	Risk / Outcome
13a	196.479,00	396.207,00	9.06808E-010	0,09	1.35750E-001
14a	196.479,00	396.207,00	8.87592E-010	0,08	1.32873E-001
9a	196.483,00	396.213,00	2.84940E-010	0,03	4.26557E-002
10a	196.483,00	396.213,00	2.64852E-010	0,03	3.96485E-002
20b	196.479,00	396.207,00	1.16646E-010	0,01	8.15705E-003
16b	196.483,00	396.213,00	1.06354E-010	0,01	7.43735E-003
14b	196.479,00	396.207,00	5.44891E-011	0,01	8.15705E-003
10b	196.483,00	396.213,00	4.96815E-011	0,00	7.43735E-003
11a	196.479,00	396.207,00	4.88922E-011	0,00	1.09870E-002
12b	196.479,00	396.207,00	3.62989E-011	0,00	8.15705E-003
8b	196.483,00	396.213,00	3.30962E-011	0,00	7.43735E-003
7a	196.483,00	396.213,00	3.16800E-011	0,00	7.11910E-003
19b	196.479,00	396.207,00	2.37981E-011	0,00	3.07866E-003
12a	196.479,00	396.207,00	2.19305E-011	0,00	4.92820E-003
13b	196.479,00	396.207,00	2.05655E-011	0,00	3.07866E-003
11b	196.479,00	396.207,00	1.37001E-011	0,00	3.07866E-003
8a	196.483,00	396.213,00	1.24002E-011	0,00	2.78656E-003
15b	196.483,00	396.213,00	8.57505E-012	0,00	1.10932E-003
9b	196.483,00	396.213,00	7.41027E-012	0,00	1.10932E-003
7b	196.483,00	396.213,00	4.93648E-012	0,00	1.10932E-003
TOTAL			1.04730E-006		

**Risk Ranking Point: 10-9 noord (196754,396376 m)**

Model Name	East m	North m	Risk /AvgeYear	Pct. Risk	Risk / Outcome
4b	196.514,00	396.186,00	1.30036E-009	50,00	2.60072E-003
1b	196.517,00	396.191,00	1.30036E-009	50,00	2.60072E-003
TOTAL			2.60072E-009		

# Individual Risk Ranking Report

Unique Audit Number: 1.883.344



Study Folder: QRA Primagaz Venray rev3

FETI NL 6.53.1

---

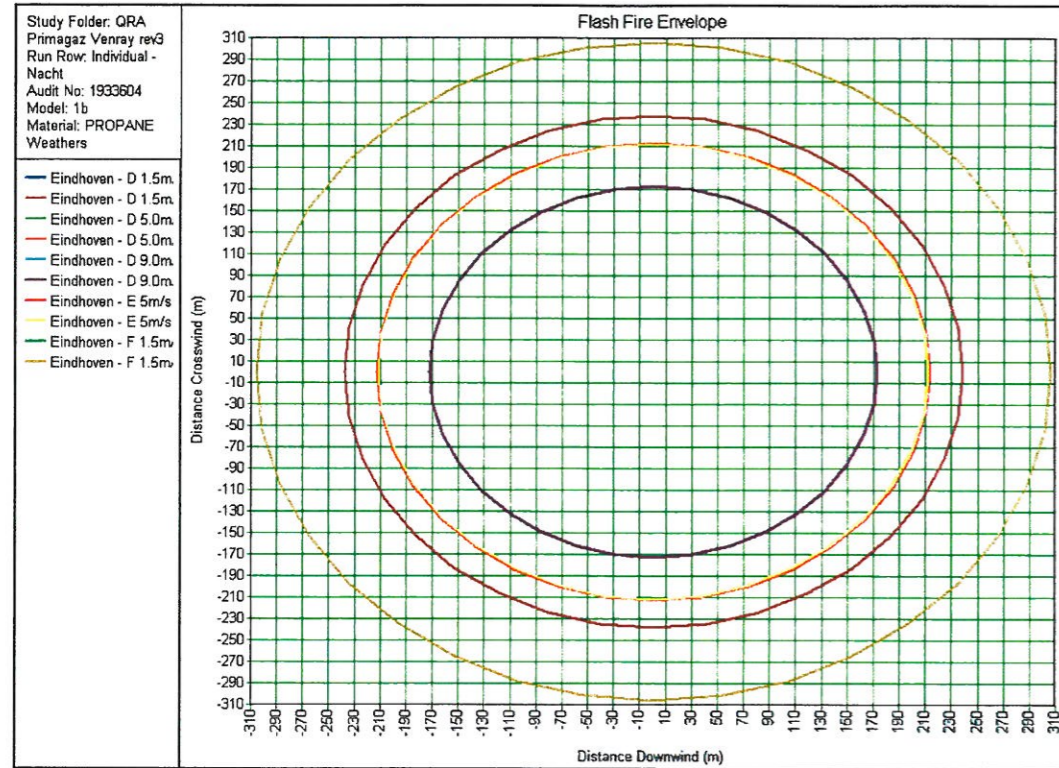
Risk Ranking Point: 10-9 oost (196795,396108 m)

Model Name	East m	North m	Risk /AvgeYear	Pct. Risk	Risk / Outcome
4b	196.514,00	396.186,00	1.03666E-009	45,37	2.07331E-003
1b	196.517,00	396.191,00	1.03666E-009	45,37	2.07331E-003
1a	196.517,00	396.191,00	2.11337E-010	9,25	4.22673E-004
TOTAL			2.28465E-009		

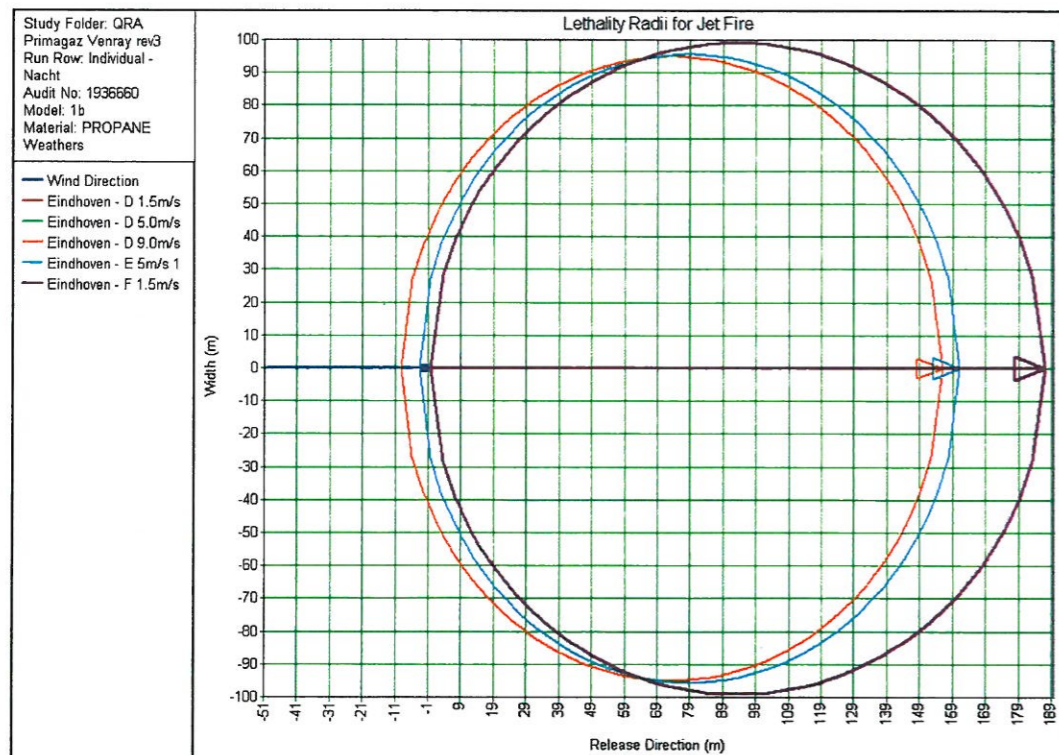
Risk Ranking Point: 10-9 zuid (196486,395886 m)

Model Name	East m	North m	Risk /AvgeYear	Pct. Risk	Risk / Outcome
4b	196.514,00	396.186,00	9.68847E-010	60,00	1.93769E-003
1b	196.517,00	396.191,00	6.45898E-010	40,00	1.29180E-003
TOTAL			1.61475E-009		

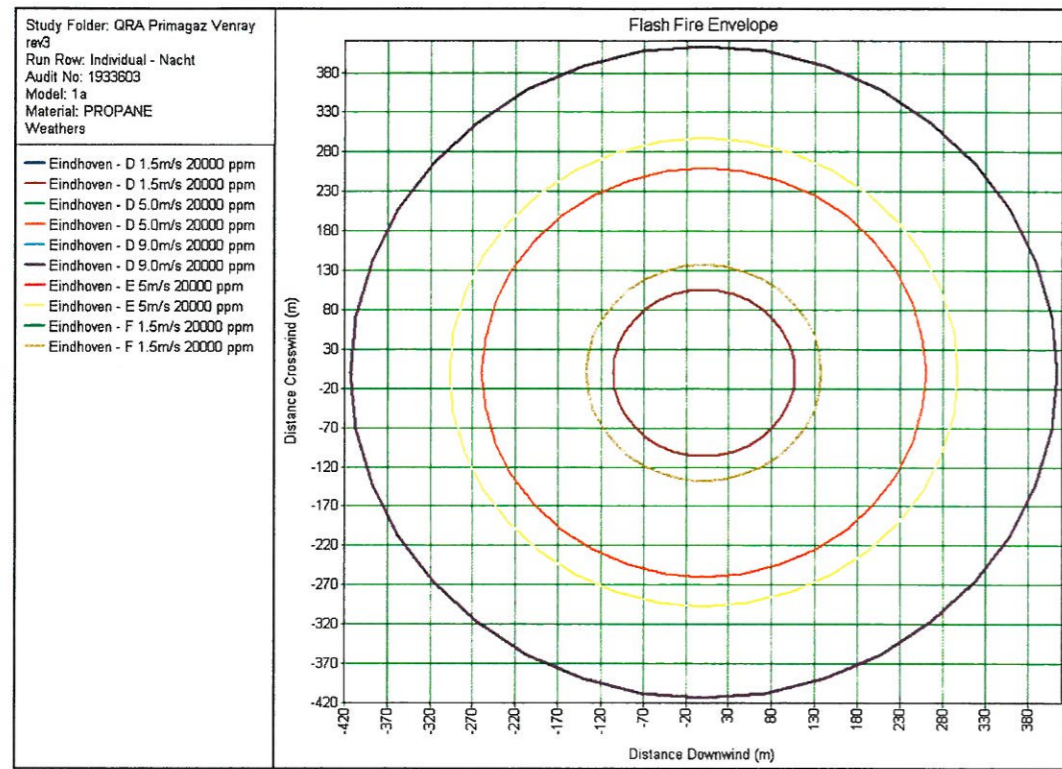
**Bijlage 4: Invloedsgebied Primagaz**



**Figuur 1: Invloedsgebied Flash Fire (vrijkomen gehele inhoud opslagtank in 10 minuten)**



**Figuur 2: Invloedsgebied Jet Fire (vrijkomen gehele inhoud opslagtank in 10 minuten)**



Figuur 3: Invloedsgebied Flash Fire (*instantaan falen opslagtank*)



